

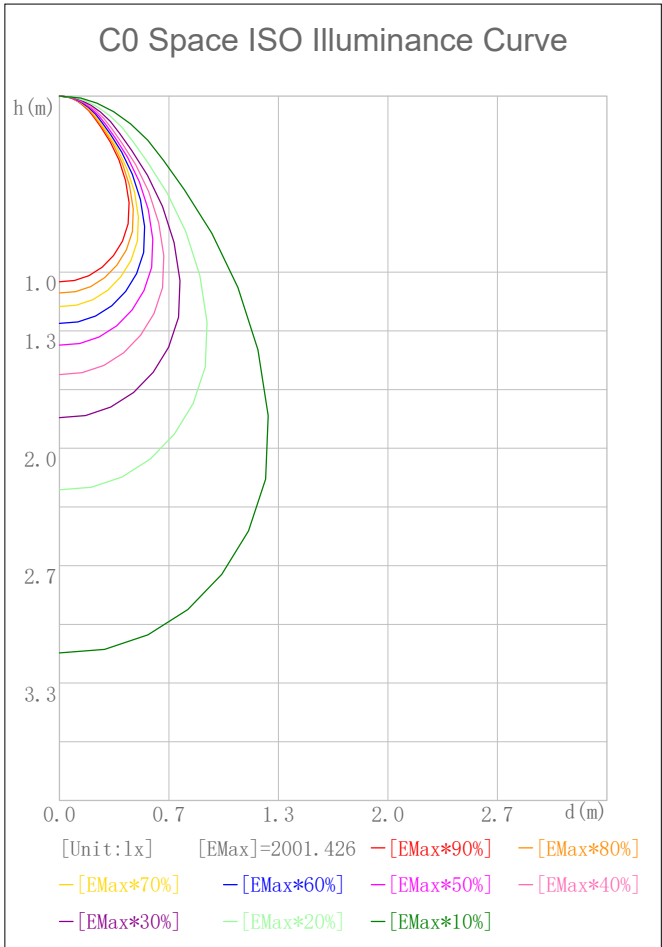
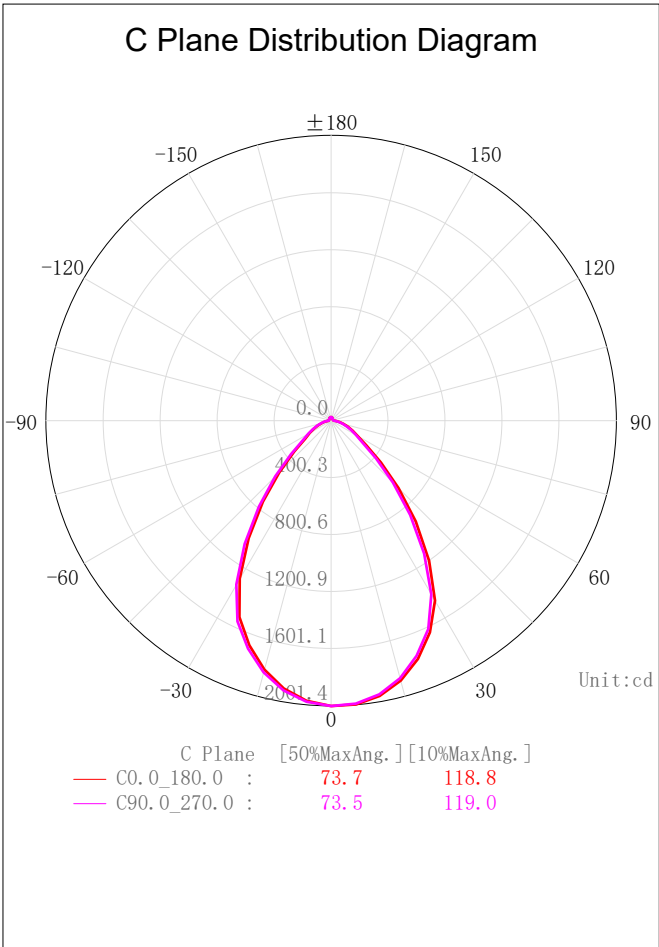
Indoor Luminaire Photometric Data

Description Information

Luminary Name: PD07-35-XX-01 3000K RA90 白色		Lum. Catalog:	Test ID: 01
Lamp Name:		Lamp Catalog: LED	Test Date: 2022/10/09
Manufacture: Shenzhen Norming Lightin		Shld. Ang(°):	Test Machine:GON-2000
Test Lab: Quality Departmnt		Frequency (Hz):	Lamp CCT (K): Ra:
Lum. Size (W*L*H):0.110m*~0.110m*0.000m		Lum. Area (m2):0.010	Lum. W (kg): 0.000
Test System: C, γ	Test Step: C=90.0 γ=5.0	Temp. (°C): 25	Humidity(%):

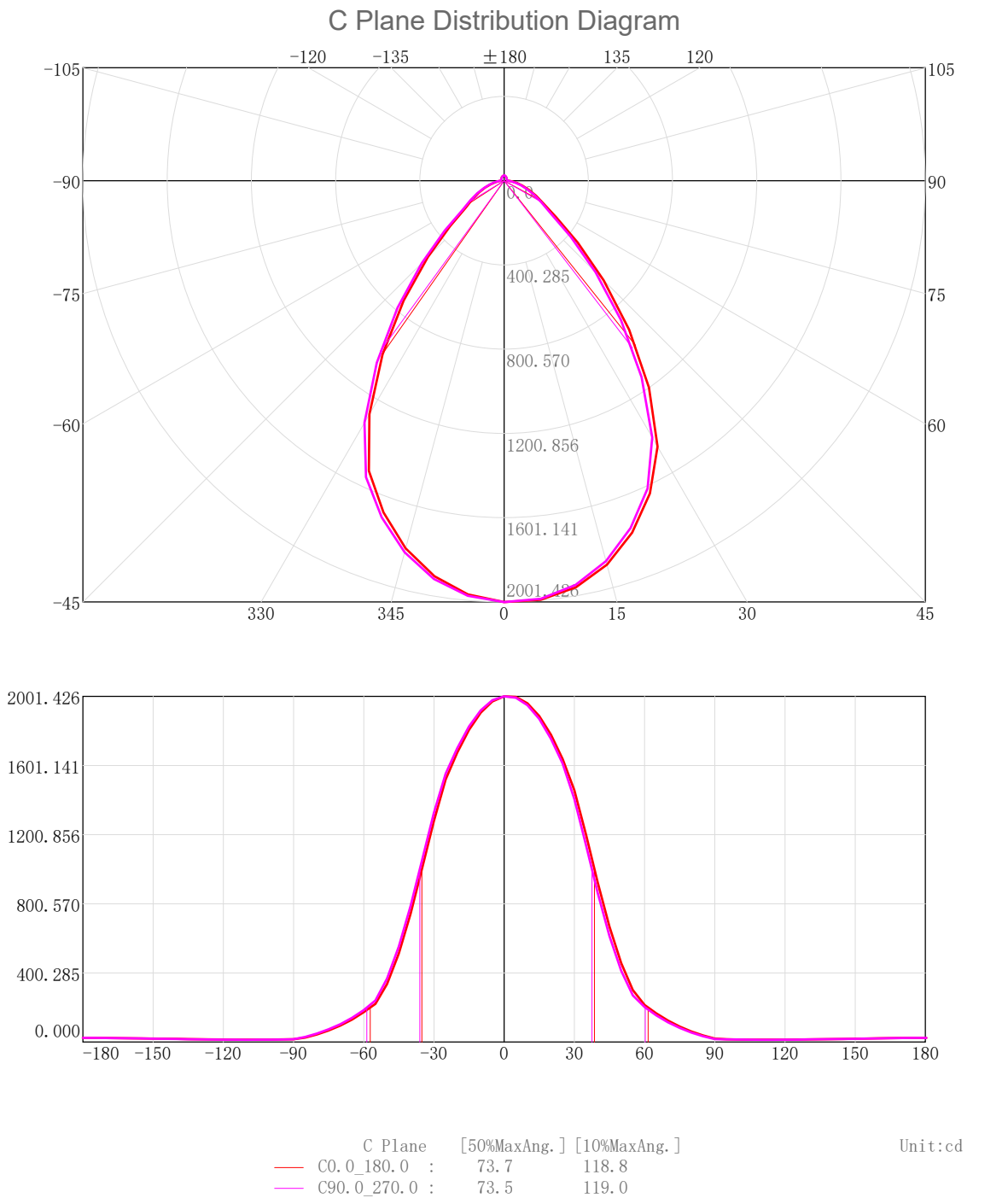
Character Parameter

Lamp Speciality Parameter		Luminaire Speciality Parameter	
Rated Flux(lm): 3192.750	Luminary Flux(lm): 3192.754	Field Angle(10%Imax): 118.8(°)	
Rated Power(W):	Luminary Efficiency: 100.00%	Down Lumens&Percent: 3089.323lm 96.76%	
Rated Voltage(V):	Luminary EER(lm/W): 101.325	Up Lumens&Percent: 103.431lm 3.24%	
Tested Power(W): 31.510	Max. Candela(cd): 2001.426	S/MH: C0_a180=1.068 C90_270=1.067	
Lamps' Inside: 1	Max Cand@Ang. (°) : C=0.0 γ=0.0	CIE Type: Semi-Direct	
Tested Electrics (V, A, pf):239.9, 0.138	Beam Angle(50%Imax): 73.7(°)	ErP ϕ use(90°): 2362.976lm	
Lamp Size (W*L*H):0.110m*~0.110m*0.000m	Left=-35.1° , Right=38.6°	IRF(%): 155.486	



2D Plane Light Intensity Distribution Curve

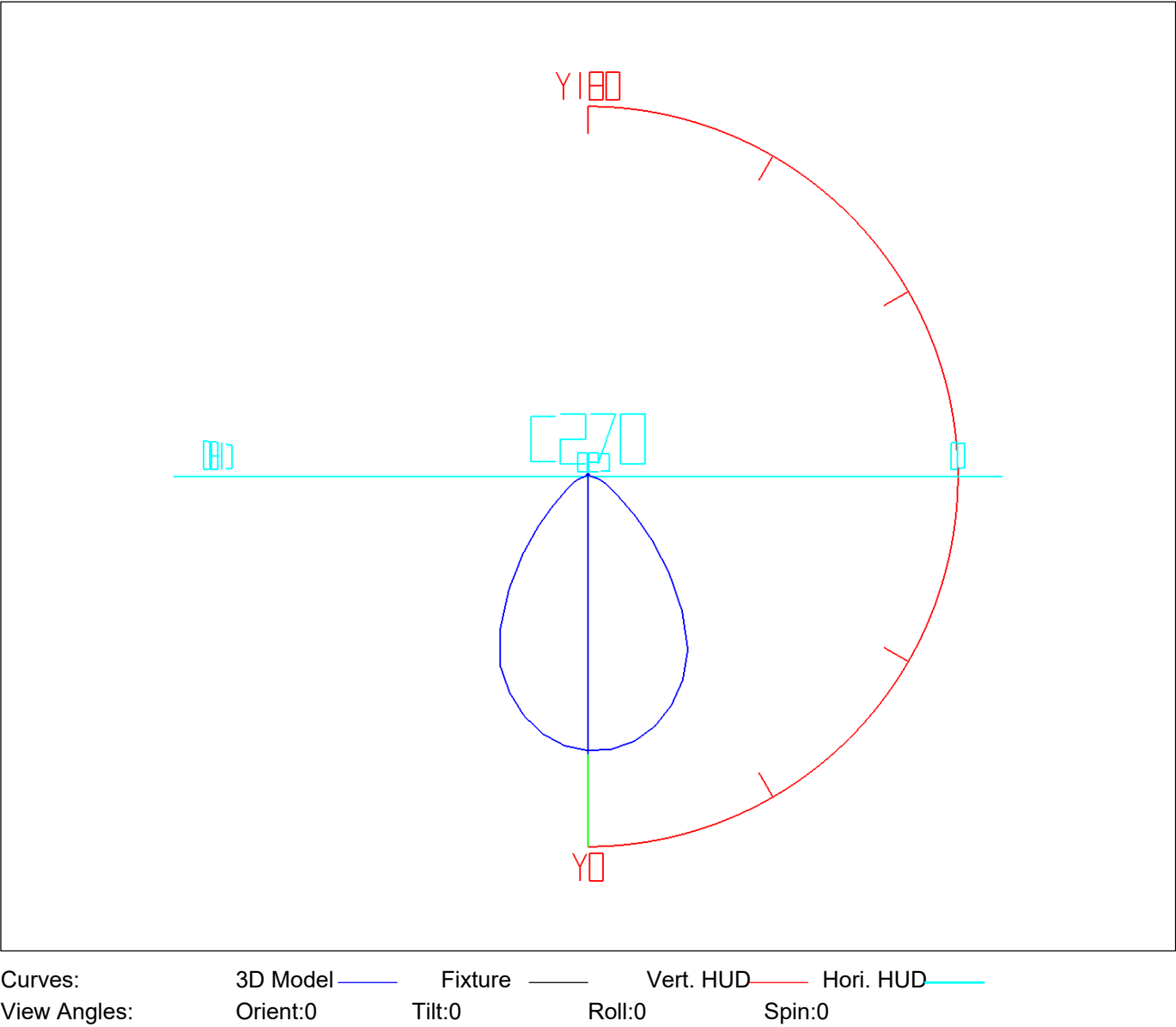
Lum. Name: PD07-35-XX-01 3000K RA90 白色	Lum. Catelog:	Test ID: 01
Lamp Name:	Lamp Catelog: LED	Test Lab: Quality Departmnt
Manufacture: Shenzhen Norming Lightin	Test Machine:GON-2000	Test Date: 2022/10/09



3D Light Intensity Distribution Modal

Lum. Name: PD07-35-XX-01 3000K RA90 白色	Lum. Catelog:	Test ID: 01
Lamp Name:	Lamp Catelog: LED	Test Lab: Quality Departmnt
Manufacture: Shenzhen Norming Lightin	Test Machine:GON-2000	Test Date: 2022/10/09

3D Light Intensity Distribution Modal

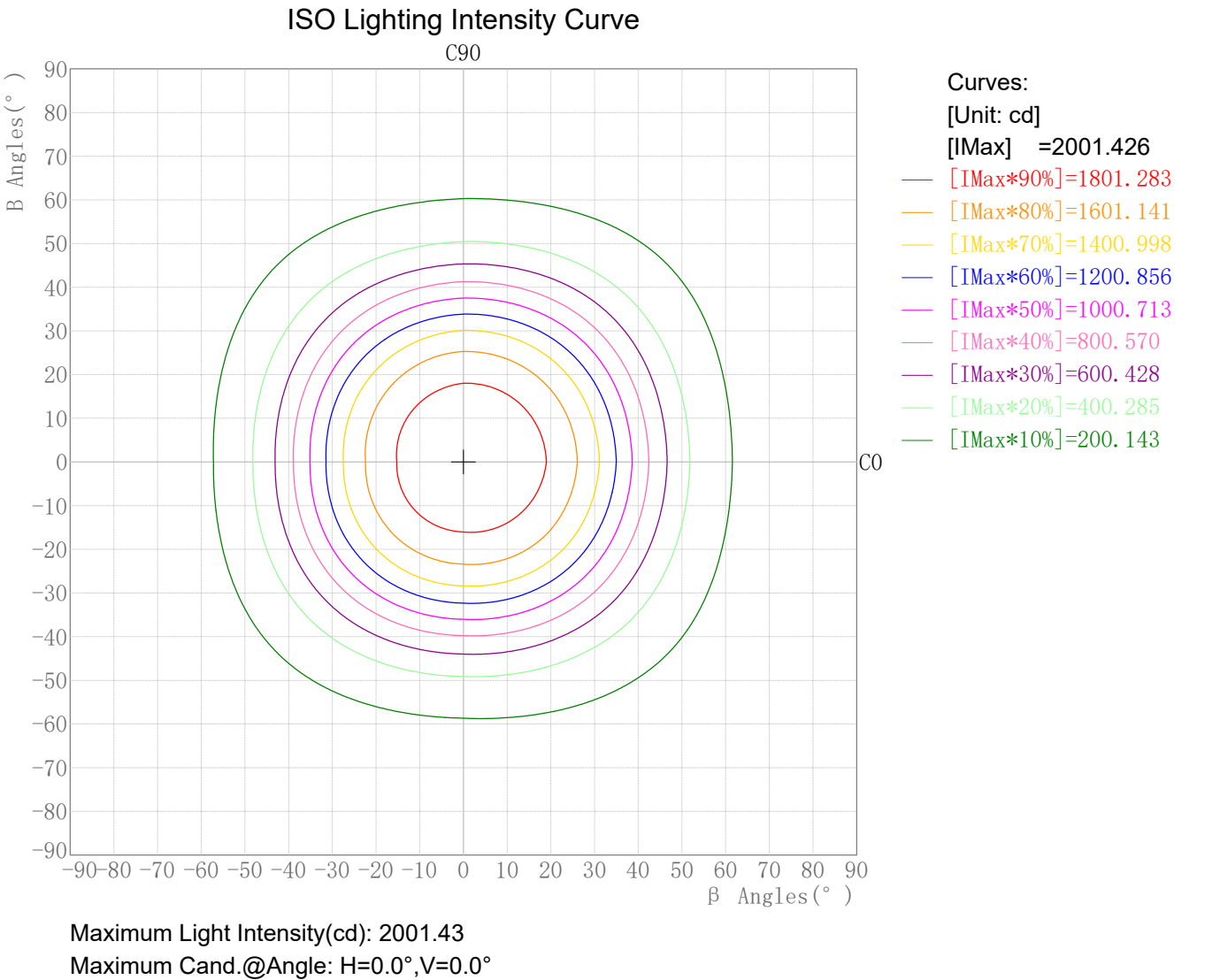


Zonal Flux Tabulation

Zone(γ)	Zone Flux (lm)	Sums Flux (lm)	Zone%Lamp	Sums%Lamp
0.0-5.0	47.67	47.67	1.49	1.49
5.0-10.0	140.26	187.92	4.39	5.89
10.0-15.0	224.42	412.35	7.03	12.92
15.0-20.0	294.76	707.10	9.23	22.15
20.0-25.0	347.14	1054.24	10.87	33.02
25.0-30.0	373.30	1427.55	11.69	44.71
30.0-35.0	363.47	1791.02	11.38	56.10
35.0-40.0	321.90	2112.92	10.08	66.18
40.0-45.0	262.25	2375.17	8.21	74.39
45.0-50.0	198.12	2573.29	6.21	80.60
50.0-55.0	141.77	2715.06	4.44	85.04
55.0-60.0	104.63	2819.69	3.28	88.32
60.0-65.0	83.28	2902.96	2.61	90.92
65.0-70.0	65.42	2968.38	2.05	92.97
70.0-75.0	49.22	3017.60	1.54	94.51
75.0-80.0	35.09	3052.69	1.10	95.61
80.0-85.0	23.01	3075.70	0.72	96.33
85.0-90.0	13.62	3089.32	0.43	96.76
90.0-95.0	9.22	3098.54	0.29	97.05
95.0-100.0	8.34	3106.88	0.26	97.31
100.0-105.0	7.78	3114.65	0.24	97.55
105.0-110.0	7.36	3122.01	0.23	97.78
110.0-115.0	7.07	3129.09	0.22	98.01
115.0-120.0	6.94	3136.03	0.22	98.22
120.0-125.0	6.83	3142.85	0.21	98.44
125.0-130.0	6.72	3149.58	0.21	98.65
130.0-135.0	6.61	3156.19	0.21	98.85
135.0-140.0	6.44	3162.63	0.20	99.06
140.0-145.0	6.10	3168.73	0.19	99.25
145.0-150.0	5.66	3174.39	0.18	99.43
150.0-155.0	5.13	3179.53	0.16	99.59
155.0-160.0	4.47	3184.00	0.14	99.73
160.0-165.0	3.68	3187.68	0.12	99.84
165.0-170.0	2.76	3190.45	0.09	99.93
170.0-175.0	1.72	3192.17	0.05	99.98
175.0-180.0	0.59	3192.75	0.02	100.00

Rectangle ISO Lighting Intensity Diagram

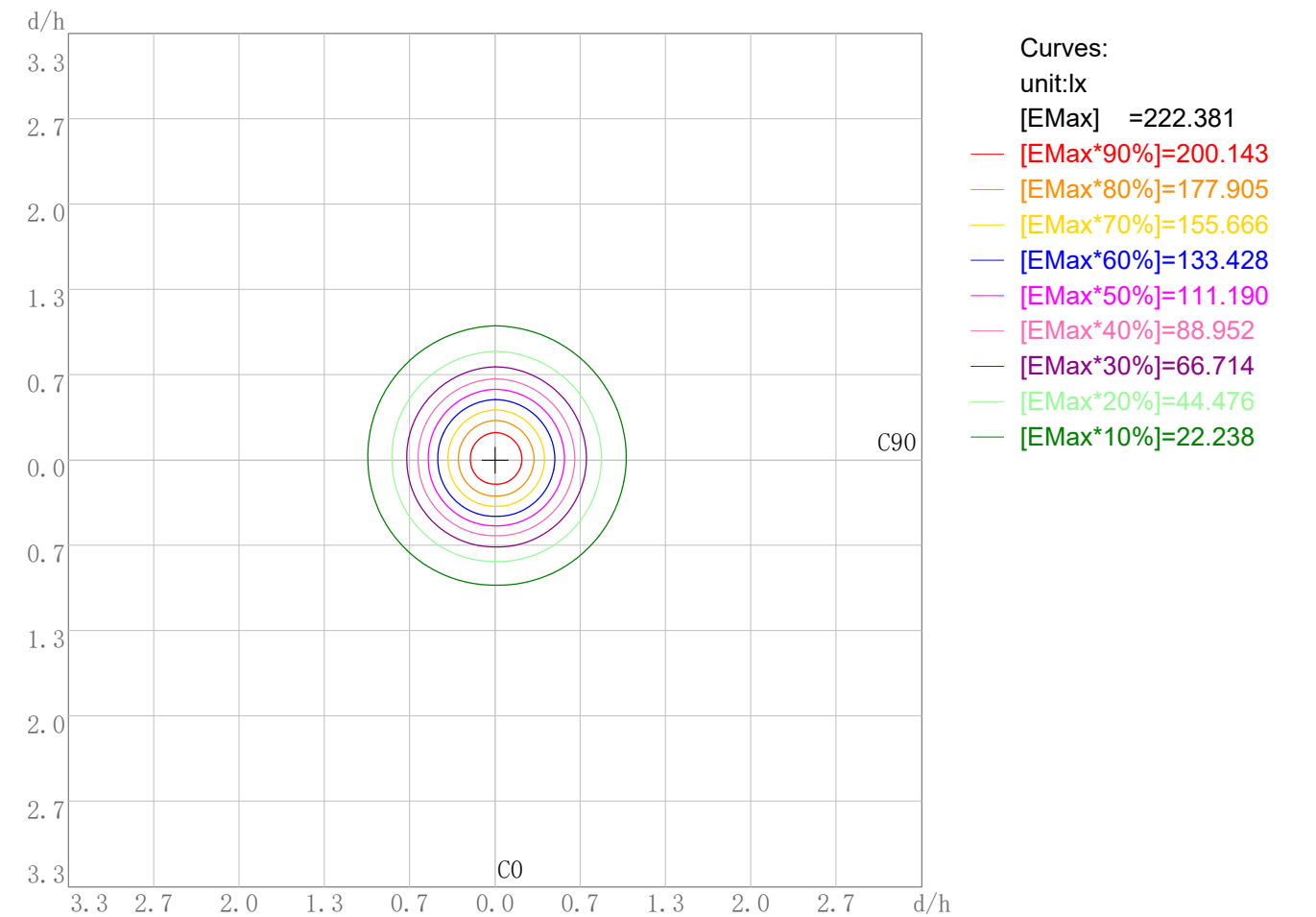
Lum. Name: PD07-35-XX-01 3000K RA90 白色	Lum. Catelog:	Test ID: 01
Lamp Name:	Lamp Catelog: LED	Test Lab: Quality Departmnt
Manufacture: Shenzhen Norming Lightin	Test Machine:GON-2000	Test Date: 2022/10/09



Plane ISO-Illuminance Diagram

Lum. Name: PD07-35-XX-01 3000K RA90 白色	Lum. Catalog:	Test ID: 01
Lamp Name:	Lamp Catalog: LED	Test Lab: Quality Department
Manufacture: Shenzhen Norming Lightin	Test Machine:GON-2000	Test Date: 2022/10/09

Plane ISO-Illuminance Curve

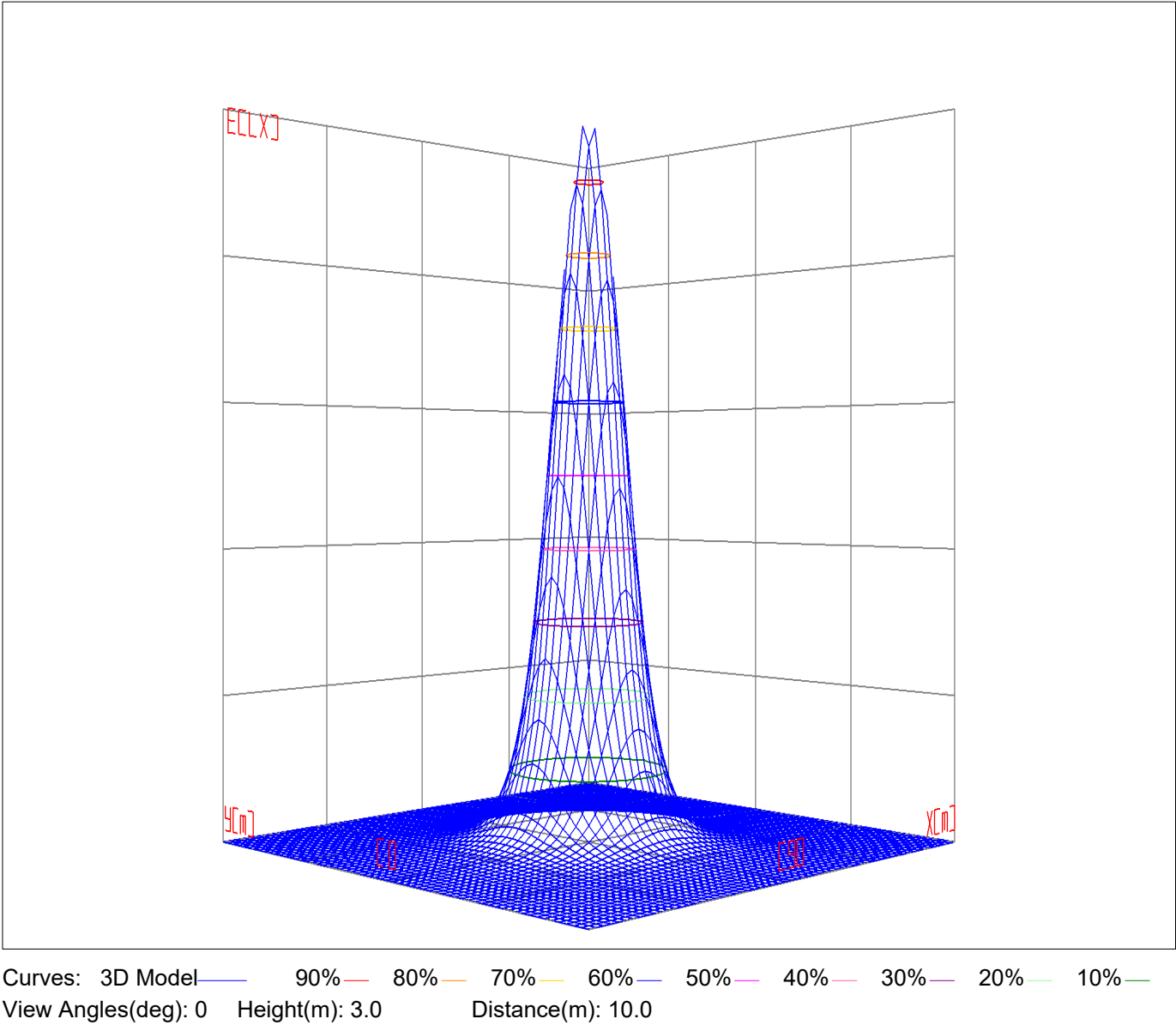


Working Plane Luminaire Mounting Height(m): 3.00
Working Plane Maximum Illuminance(lx): 222.38
Working Plane Maximum Illuminance Position(d/h):H0.0 V0.0

3D Plane ISO Illuminance Diagram

Lum. Name: PD07-35-XX-01 3000K RA90 白色	Lum. Catelog:	Test ID: 01
Lamp Name:	Lamp Catelog: LED	Test Lab: Quality Departmnt
Manufacture: Shenzhen Norming Lightin	Test Machine:GON-2000	Test Date: 2022/10/09

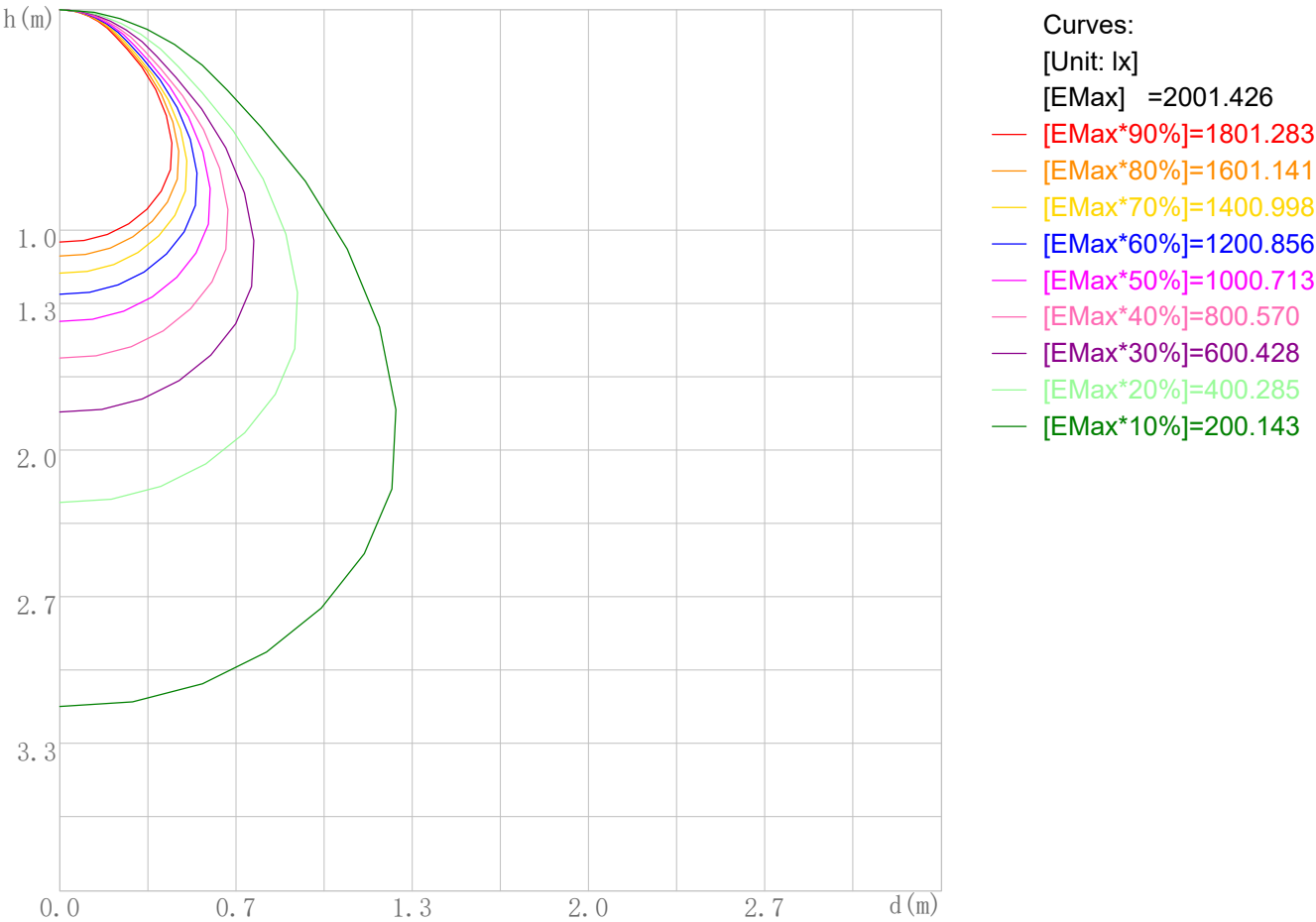
3D Plane Illuminance Modal



Space ISO Illuminance Diagram

Lum. Name: PD07-35-XX-01 3000K RA90 白色	Lum. Catelog:	Test ID: 01
Lamp Name:	Lamp Catelog: LED	Test Lab: Quality Departmnt
Manufacture: Shenzhen Norming Lightin	Test Machine:GON-2000	Test Date: 2022/10/09

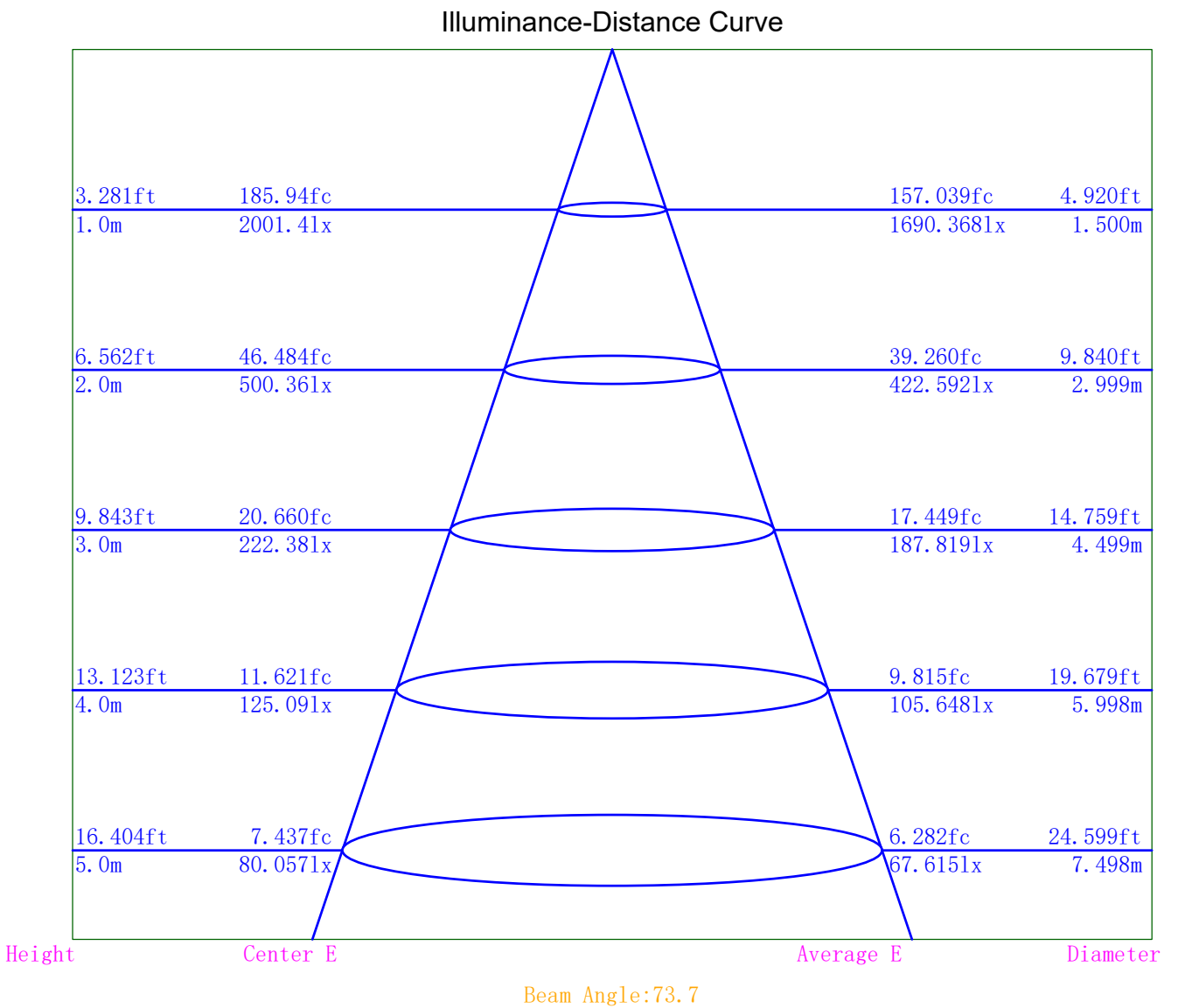
Space ISO Illuminance Curve



Space Plane Maximum Illuminance and @Angle:2001.43lx,0.0deg
Plane Maximum Lighting Intensity and @Angle:2001.426cd,0eg

Illuminance-Distance Diagram

Lum. Name: PD07-35-XX-01 3000K RA90 白色	Lum. Catelog:	Test ID: 01
Lamp Name:	Lamp Catelog: LED	Test Lab: Quality Departmnt
Manufacture: Shenzhen Norming Lightin	Test Machine:GON-2000	Test Date: 2022/10/09



Indoor Luminance Limiting Curves

Lum. Name: PD07-35-XX-01 3000K RA90 白色	Lum. Catalog:	Test ID: 01
Lamp Name:	Lamp Catalog: LED	Test Lab: Quality Department
Manufacture: Shenzhen Norming Lightin	Test Machine:GON-2000	Test Date: 2022/10/09

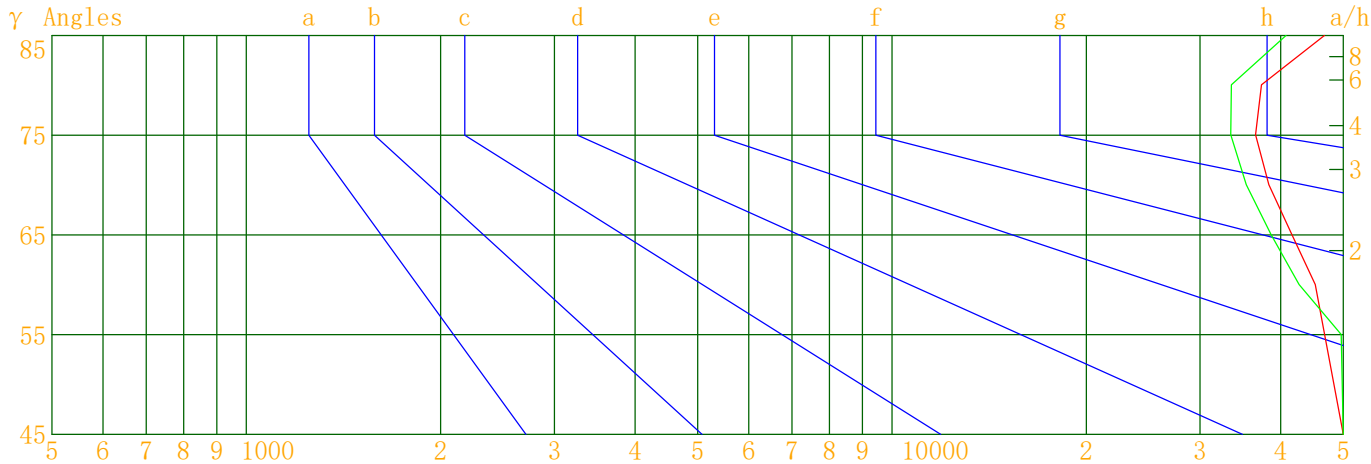
Glare Grade Table

GI	Quality	Using Illuminance							
1.15	A	2000	1000	500	<=300				
1.5	B		2000	1000	500	<=300			
1.85	C			2000	1000	500	<=300		
2.2	D				2000	1000	500	<=300	
2.55	E	a				2000	1000	500	<=300
			b	c	d	e	f	g	h

Luminance Table

Gama(deg)	45	50	55	60	65	70	75	80	85
C0	99518	74830	55258	45242	41616	38341	36571	37340	46749
C90	91404	67574	49638	42706	38641	35387	33478	33548	40752

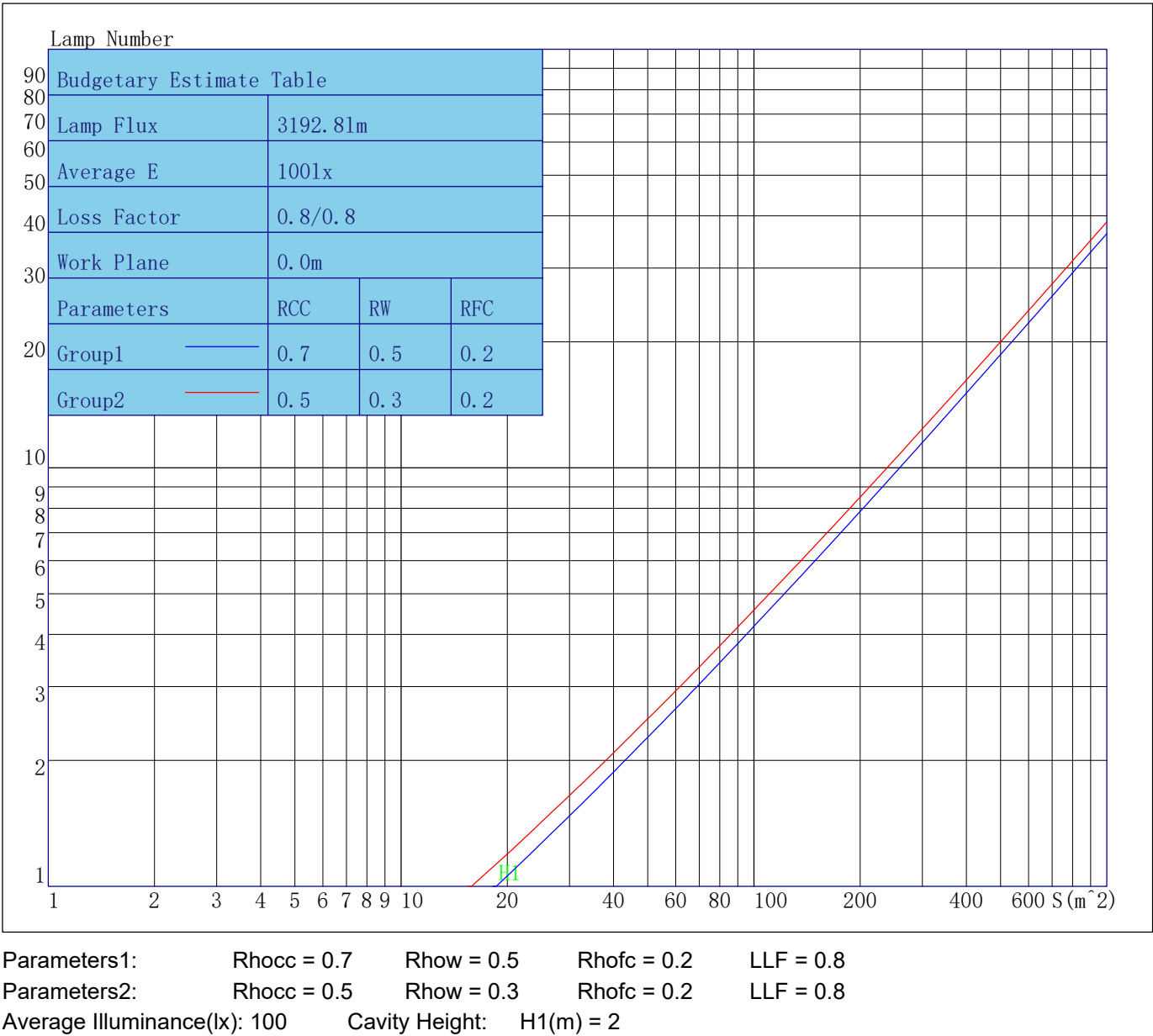
Luminance Limiting Curve



Luminous Size: Length(m)=-0.110 Width(m)=-0.110 Height(m)=0.000 Area(m^2)=0.009503
Luminous Type: Without Luminous Side
Luminous Curves: C0-C180 Color: C90-C270 Color:

Indoor Budgetary Estimate Table

Lum. Name: PD07-35-XX-01 3000K RA90 白色	Lum. Catalog:	Test ID: 01
Lamp Name:	Lamp Catalog: LED	Test Lab: Quality Department
Manufacture: Shenzhen Norming Lightin	Test Machine:GON-2000	Test Date: 2022/10/09



Indoor Coefficient of Utilization Table

Lum. Name: PD07-35-XX-01 3000K RA90 白色	Lum. Catelog:	Test ID: 01
Lamp Name:	Lamp Catelog: LED	Test Lab: Quality Departmnt
Manufacture: Shenzhen Norming Lightin	Test Machine:GON-2000	Test Date: 2022/10/09

Coefficients of Utilization - Zonal Cavity Method																		
Coef.	Effective Floor Cavity Reflectance RFC=0.20																	
RhoCC (%)	80				70				50			30			10			0
RhoW (%)	70	50	30	10	70	50	30	10	50	30	10	50	30	10	50	30	10	0
RCR	Coefficient of Utilization(%)																	
0	118	118	118	118	115	115	115	115	109	109	109	104	104	104	99	99	99	97
1	110	107	103	100	107	104	101	98	99	97	95	95	93	91	91	89	88	86
2	103	96	91	86	100	94	89	85	90	86	83	87	83	80	83	81	78	76
3	96	87	81	75	93	85	79	74	82	77	73	79	75	71	76	73	70	68
4	89	79	72	67	87	78	71	66	75	69	65	73	68	64	70	66	63	61
5	83	73	65	60	81	71	64	59	69	63	58	67	62	57	65	60	57	55
6	78	67	59	54	76	66	58	53	64	57	53	62	56	52	60	55	51	50
7	73	61	54	49	71	61	53	48	59	53	48	57	52	47	56	51	47	45
8	69	57	50	45	67	56	49	44	55	48	44	53	48	43	52	47	43	41
9	65	53	46	41	63	52	45	41	51	45	40	50	44	40	49	43	40	38
10	61	49	42	38	60	49	42	38	48	42	37	47	41	37	45	40	37	35

Unified Glare Rating Table

Lum. Name: PD07-35-XX-01 3000K RA90 白色	Lum. Catelog:	Test ID: 01
Lamp Name:	Lamp Catelog: LED	Test Lab: Quality Departmnt
Manufacture: Shenzhen Norming Lightin	Test Machine:GON-2000	Test Date: 2022/10/09

Unified Glare Rating Table

Ceiling RCC		0.70	0.70	0.50	0.50	0.30	0.70	0.70	0.50	0.50	0.30
Wall RW		0.50	0.30	0.50	0.30	0.30	0.50	0.30	0.50	0.30	0.30
Floor RFC		0.20	0.20	0.20	0.20	0.20	0.20	0.20	0.20	0.20	0.20
Room Size		Vewed crosswise					Vewed endwise				
X=2H	Y=2H	25.7	27.0	26.1	27.3	27.7	25.3	26.5	25.7	26.9	27.3
	Y=3H	26.4	27.5	26.8	27.9	28.3	25.9	27.1	26.4	27.5	27.9
	Y=4H	26.7	27.8	27.2	28.2	28.6	26.3	27.3	26.7	27.7	28.2
	Y=6H	27.0	28.0	27.5	28.4	28.9	26.6	27.5	27.0	28.0	28.4
	Y=8H	27.2	28.1	27.6	28.5	29.0	26.7	27.6	27.2	28.1	28.5
	Y=12H	27.3	28.2	27.8	28.6	29.2	26.8	27.7	27.3	28.1	28.7
X=4H	Y=2H	25.9	26.9	26.3	27.4	27.8	25.5	26.5	26.0	27.0	27.4
	Y=3H	26.8	27.6	27.2	28.1	28.6	26.4	27.2	26.8	27.7	28.2
	Y=4H	27.2	28.0	27.7	28.5	29.0	26.8	27.6	27.3	28.1	28.6
	Y=6H	27.7	28.4	28.2	28.9	29.4	27.2	27.9	27.8	28.4	29.0
	Y=8H	27.9	28.5	28.4	29.0	29.6	27.4	28.1	28.0	28.6	29.1
	Y=12H	28.1	28.7	28.7	29.2	29.8	27.6	28.2	28.2	28.7	29.3
X=8H	Y=4H	27.4	28.0	27.9	28.5	29.0	26.9	27.6	27.5	28.1	28.6
	Y=6H	27.9	28.5	28.5	29.0	29.7	27.5	28.0	28.1	28.6	29.2
	Y=8H	28.3	28.7	28.8	29.3	29.9	27.8	28.3	28.4	28.8	29.4
	Y=12H	28.6	29.0	29.2	29.6	30.2	28.1	28.5	28.7	29.1	29.7
X=12H	Y=4H	27.4	27.9	27.9	28.5	29.0	26.9	27.5	27.5	28.1	28.6
	Y=6H	28.0	28.5	28.6	29.0	29.6	27.6	28.0	28.1	28.6	29.2
	Y=8H	28.4	28.8	28.9	29.3	30.0	27.9	28.3	28.5	28.9	29.5
Variations with the objverver position at spacings											
S=1.0H		0.3/-0.3					0.4/-0.4				
S=1.5H		0.6/-0.6					0.6/-0.7				
S=2.0H		0.8/-0.8					0.8/-0.9				
Reduced UGR Table:											
Nordic Standard Table:		BK0					BK0				
Correction Value		2.0					2.0				

o the CIE Pub.117,data has been corrected,refers to the lamp's lumens 8.2flm.

IES Indoor Report
Photometric Filename:PD07-35-XX-01 3000K RA90 白色.IE

S
Candela Tabulation

V/H	C0.0	C90.0	C180.0	C270.0
γ 0.0	2001.43	2001.43	2001.43	2001.43
γ 5.0	1998.13	1993.27	1972.29	1979.17
γ 10.0	1961.31	1950.22	1907.44	1921.01
γ 15.0	1887.70	1870.52	1807.96	1827.17
γ 20.0	1779.02	1755.78	1676.52	1701.51
γ 25.0	1639.17	1613.14	1520.44	1553.76
γ 30.0	1457.94	1407.59	1280.16	1327.16
γ 35.0	1199.26	1138.71	1006.98	1055.40
γ 40.0	923.90	863.54	742.20	787.42
γ 45.0	668.75	614.22	512.75	552.70
γ 50.0	457.11	412.78	335.96	367.60
γ 55.0	301.20	270.57	221.56	241.19
γ 60.0	214.98	202.93	173.00	185.20
γ 65.0	167.14	155.19	130.82	140.97
γ 70.0	124.62	115.02	95.85	103.85
γ 75.0	89.95	82.34	67.39	74.16
γ 80.0	61.62	55.36	44.20	49.58
γ 85.0	38.72	33.75	25.77	29.70
γ 90.0	20.72	17.41	16.35	16.56
γ 95.0	16.77	15.98	15.46	15.38
γ 100.0	15.14	14.91	14.59	14.54
γ 105.0	14.37	14.39	14.40	13.90
γ 110.0	13.97	13.66	14.20	13.75
γ 115.0	13.87	13.65	14.45	14.19
γ 120.0	14.44	14.24	14.78	14.57
γ 125.0	14.83	14.52	15.69	15.05
γ 130.0	15.74	15.45	16.48	15.90
γ 135.0	16.65	16.49	17.37	16.85
γ 140.0	17.64	17.38	18.61	18.07
γ 145.0	18.37	18.04	19.42	18.79
γ 150.0	19.67	19.37	20.20	19.92
γ 155.0	20.48	20.17	21.43	21.05
γ 160.0	21.79	21.72	21.89	22.08
γ 165.0	22.77	22.74	23.06	22.74
γ 170.0	23.51	23.67	23.85	23.99
γ 175.0	24.19	24.53	24.35	24.26
γ 180.0	24.67	24.67	24.67	24.67